




KNOWLEDGE IS LIGHT

HAPPY SUMMER HOLIDAY CLASS - II

ENJOY HOLIDAYS



Instructions For Holiday Homework



- 1) Write counting from 1 - 1000 (2 times)
- 2) Learn & Write tables from 2 - 10 (2 times)
- 3) Do 20 pages of writing of English and Hindi each.
- 4) Read one page in Hindi & English everyday.
- 5) Make one separate copy for holiday homework or you can also printout holiday homework.





NUMBER NAMES

Write the number name of the following number.

1. **417**

2. **999**

3. **806**

4. **548**

5. **610**

ARRANGING NUMBERS IN DESCENDING ORDER

Arrange each number set in descending order
on the blanks below.


478 178 587 231 796

378 879 189 978 508

213 699 782 510 840

723 712 792 701 798

278 692 893 476 723



Before and After

Write the numbers that come before and after the number in the middle.

179

210

400

789

234

699

999

854

514

620

333

960

Numbers in Expanded Form

A. Write the expanded form of each number.

1. 248 = _____ + _____ + _____

2. 121 = _____ + _____ + _____

3. 952 = _____ + _____ + _____

4. 327 = _____ + _____ + _____

5. 635 = _____ + _____ + _____

6. 473 = _____ + _____ + _____

7. 595 = _____ + _____ + _____

8. 902 = _____ + _____ + _____

9. 764 = _____ + _____ + _____

10. 819 = _____ + _____ + _____

number patterns

Complete the number patterns.

2, 4, 6, __, __, __, __, __

5, 10, 15, __, __, __, __, __

10, 20, 30, __, __, __, __, __

25, 35, 45, __, __, __, __, __

2, 12, 22, 32, __, __, __, __, __

3, 6, 9, 12, __, __, __, __, __











11th	eleventh	eleven
3rd	three	third
20th	twentieth	twenty
2nd	second	two
1st	one	first
21st	twenty-one	twenty-first
25th	twenty-fifth	twenty-five
13th	thirteen	thirteenth
7th	seven	seventh

Write these numbers in figures. The first one is done for you.

three hundred sixty-seven	367
four hundred twelve	
eight hundred seventy-five	
one hundred fifty-eight	
seven hundred sixteen	
five hundred one	
two hundred forty-two	
nine hundred twenty-four	
one hundred seven	
four hundred ninety-eight	
three hundred sixty-two	
six hundred three	
eight hundred fifty-nine	

Parts of the body

Look at the pictures and circle the correct words

 <div data-bbox="438 443 693 522">Head</div> <div data-bbox="438 562 693 642">Hair</div>	 <div data-bbox="1020 443 1275 522">Eyelashes</div> <div data-bbox="1020 562 1275 642">Ears</div>
 <div data-bbox="438 751 693 831">Hand</div> <div data-bbox="438 871 693 951">Hair</div>	 <div data-bbox="1020 751 1275 831">Arm</div> <div data-bbox="1020 871 1275 951">Back</div>
 <div data-bbox="438 1066 693 1146">Eyes</div> <div data-bbox="438 1186 693 1266">Ears</div>	 <div data-bbox="1020 1066 1275 1146">Foot</div> <div data-bbox="1020 1186 1275 1266">Hand</div>
 <div data-bbox="438 1381 693 1461">Nose</div> <div data-bbox="438 1501 693 1581">Mouth</div>	 <div data-bbox="1020 1381 1275 1461">Shoulder</div> <div data-bbox="1020 1501 1275 1581">Leg</div>
 <div data-bbox="438 1696 693 1776">Neck</div> <div data-bbox="438 1816 693 1896">Nose</div>	 <div data-bbox="1020 1696 1275 1776">Hand</div> <div data-bbox="1020 1816 1275 1896">Foot</div>

BODY PARTS

Cut out the pictures of the body parts below and paste them into the correct box.



What do you
use to smell?



What do you
use to see?



What do you
use to hear?



What do you
use to eat?



Where do your
eyebrows
rest?



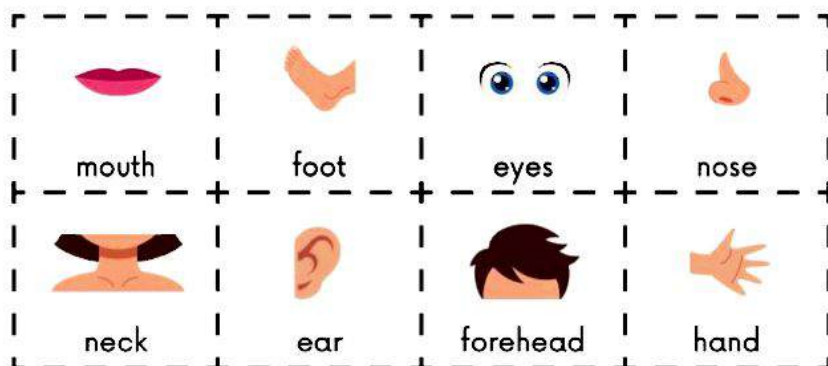
What do you
use to explore
the world?



What do you
use to turn
your head?

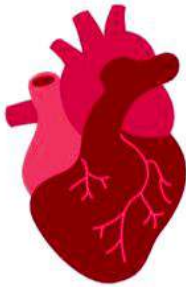


What do you
use to kick a
ball?

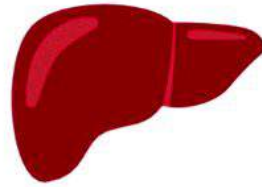


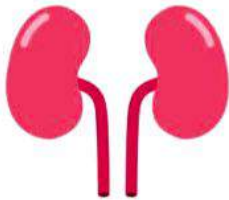
Internal Organs

Look at the pictures and write their name













FAMILY MEMBERS

WORD SCRAMBLE



Unscramble the following family members

ANTU

SNO

UCLN

SESTIR

METHOR

FRETHA

BOERTHR

GARNDAP

GRMANDA

SBLINISG

CUONISS

DUAGHRET

Articles : A or An

Directions: Fill in with the correct article.

1. _____ umbrella
2. _____ apple
3. _____ octopus
4. _____ table
5. _____ book

Directions: Complete the sentences below.

1. A lion is _____ animal.
2. Do you have _____ pencil?
3. I saw _____ elephant at the zoo.
4. I want to buy my mom _____ new bag.
5. Can I have _____ extra pencil?

NOUNS

Nouns are a person, an animal,
a thing or a place.

Circle the nouns.

cat

drink

flowers

go

garage

piano

green

sister

chips

red

baby

read

like

blue

bike

book

Complete the sentences from the nouns above.

1. His old ____ is in the _____.
2. She is my _____. Her name is Lily.
3. The ____ is sleeping in the crib.
4. He ate _____ yesterday.
5. Their pet is a _____.
6. I play the _____.
7. The _____ smell amazing.



Write your own nouns.

Unseen Passage

READ THE PASSAGE BELOW AND ANSWER THE FOLLOWING QUESTIONS .

I have a pet dog. His name is Max. My parents adopted him from the animal rescue center. He is very smart and well-trained. He likes it when I give him treats. He only barks when he is asleep. Every Friday, we play ball at the park. He is my best friend.



BASED ON THE PASSAGE, CIRCLE THE WORD THAT COMPLETES EACH SENTENCE BELOW.

1. My best friend's name is _____ .

- a) Sam b) Tom c) Max


2. When Max is sleeping, he _____ .

- a) barks b) growls c) wags his tail

3. Max plays ball in on _____ .

- a) Saturday b) Monday c) Friday

NOW DESCRIBE YOUR PET OR YOUR FAVORITE ANIMAL. THEN DRAW A PICTURE OF IT IN THE BOX.



ALPHABETICAL ORDER

Directions: Arrange the words in alphabetical order.

1. decide demand deadly defeat debt

--	--	--	--	--

2. produce prank prune prepare price

--	--	--	--	--

3. harmful has habit hatch hamster

--	--	--	--	--

4. frog frigid fragile freedom fruit

--	--	--	--	--



5. show shrink shine shun shape

--	--	--	--	--

Naming words - Nouns




See the pictures and write down the naming words in the correct box.



Name of animals	Name of things	Name of persons	Name of places

2 Look at the picture and answer in which position these people are.



1. Where is Kate? Kate is the first person in line.
2. Where is Susan? Susan is the _____ person in line.
3. Where is Mary? Mary is in the _____ place in the line.
4. Where is Tim? Tim is the _____ person in line.
5. Where is Kurt? Kurt is in the _____ place.
6. Where is Mr Boris? Mr Boris is in the _____ place in the line.
7. Where is Jake? Jake is the _____ person in line.
8. Where is Ted? Ted is in the _____ place.
9. Where is Mr James? Mr James is in the _____ place in the line.

Alphabetical Order

Sort the words by their first letter and arrange them alphabetically.

air

health

parent

winter

idea

wax

photo

actor

snake

island

pen

woman

animal

hope

play

speech

image

horse

hat


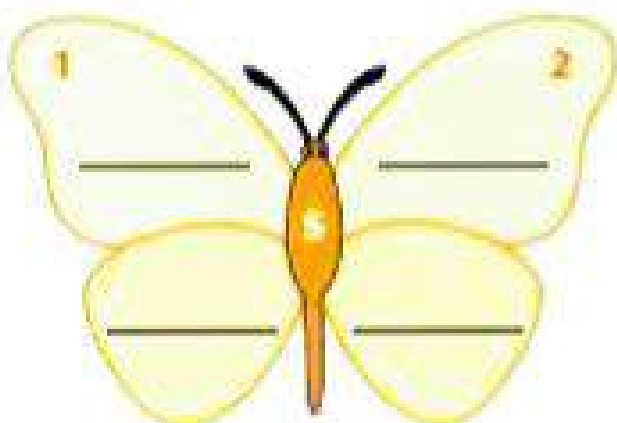
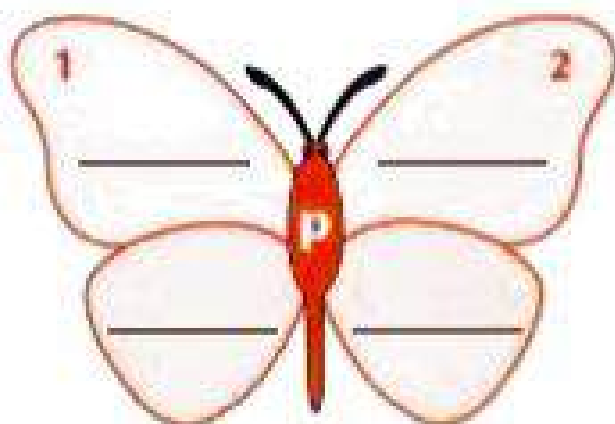
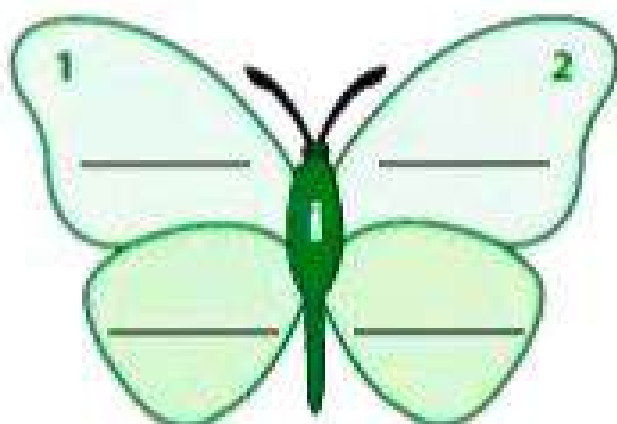
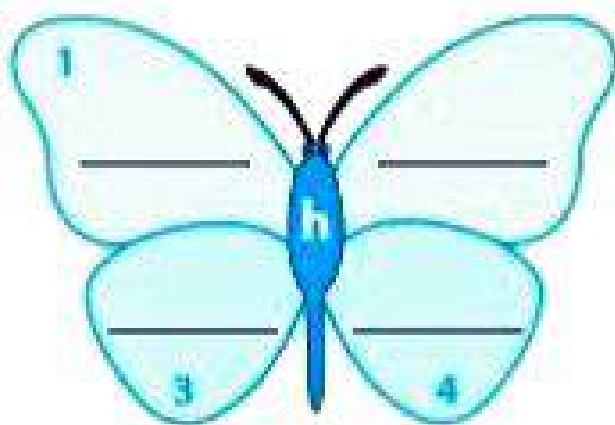
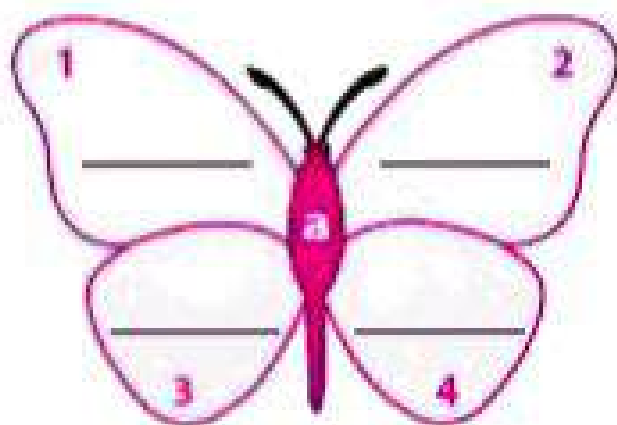
score

ink

area

walk

sad



अक्षर को सही मात्रा से मिलाओ - Match the letter to the matra

आ •

इ •

ई •

उ •

ऊ •

ए •

ऐ •

ओ •

औ •

अं •

अः •

• ु

• ी

• ै

• ं

• ी

• ा

• ू

• ः

• ि

• ो

• े

दिए गए चित्रों को पहचानकर खाली स्थान भरिए

1. मोहन _____ खा रहा है।



2. सीमा _____ चलाती है।



3. मेरे पास _____ है।



4. शालिनी _____ मत तोड़ो।



5. रमेश _____ खा रहा है।



6. यह मेरा _____ है।



7. रमा _____ पढ़ रही है।



8. सीता _____ खा रही है।



नीचे दिए गए शब्दों को पढ़ें और चित्रों से मिलायें ।



फूल



बल्ब



जहाज



पेड़

हाथ



कप


चम्मच

घंटी

पंखा

पत्ता

सेब



मात्रा अभ्यास

1. द + ए =

11. ड + इ =

2. म + इ =

12. ट + आ =

3. ह + ओ =

13. क + ओ =

4. र + आ =

14. य + ई =

5. न + ई =

15. झ + उ =

6. फ + औ =

16. ज + औ =

7. त + उ =

17. श + अं =

8. व + ए =

18. ल + ऊ =

9. प + ऊ =

19. ग + ऐ =

भाषा का वरदान केवल मनुष्य को मिला है।
अक्षर बोलें, मन में उतरें भाषा एक वरदान है।

प्र१. चित्र देखकर भाषा के रूप लिखिए-



.....



.....



.....



.....



.....



.....

अपठित गद्यांश

एक बार एक बाग में बंदर था। उसे भूख लगी थी। वह भोजन के लिए इधर-उधर घूम रहा था। तभी उसे एक खाली घर में एक घड़ा भरा हुआ दिखाई दिया। उसमें भुने हुए चने भरे पड़े थे। बंदर ने अपने दोनों हाथ घड़े में डाल दिए। अपनी मुट्ठी में उसने चने भर तो लिए, पर अब उन्हें निकाल नहीं पा रहा था। हाथ निकालने की कोशिश करते-करते बहुत देर हो गई और घर का मालिक आ गया। अब बंदर तो फँस गया।

क) बंदर को क्या लगी थी?

ख) बंदर ने दोनों हाथ किस में डाल दिए?

ग) बहुत देर होने पर वहाँ कौन आ गया?

घ) दिए गए गद्यांश में से नीचे दी गई मात्रा के शब्द लिखिए:-

ओ - १ _____